

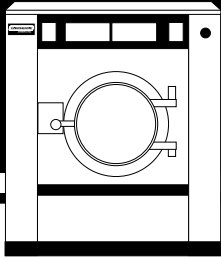


GIRBAU, INC.

2500 State Road 44 • Oshkosh, WI 54904

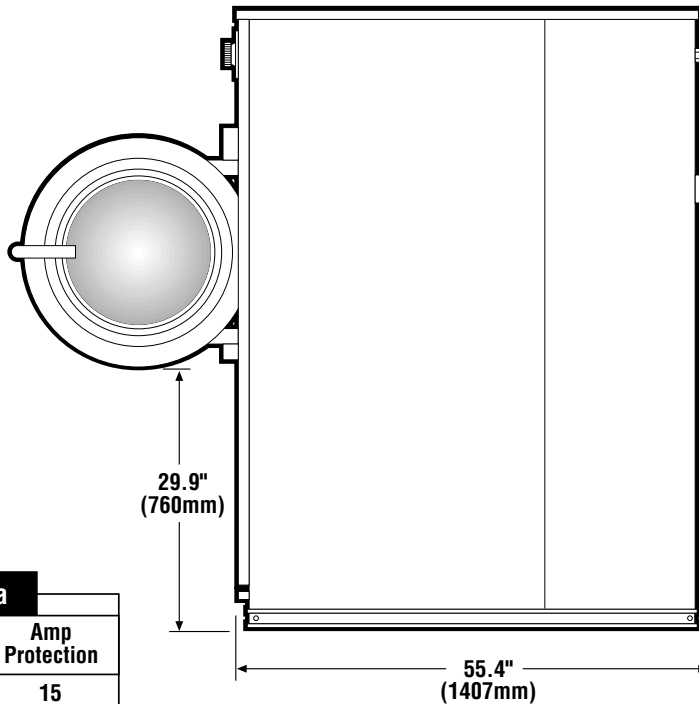
(920) 231-8222 • FAX (920) 231-4666

www.cont-girbau.com

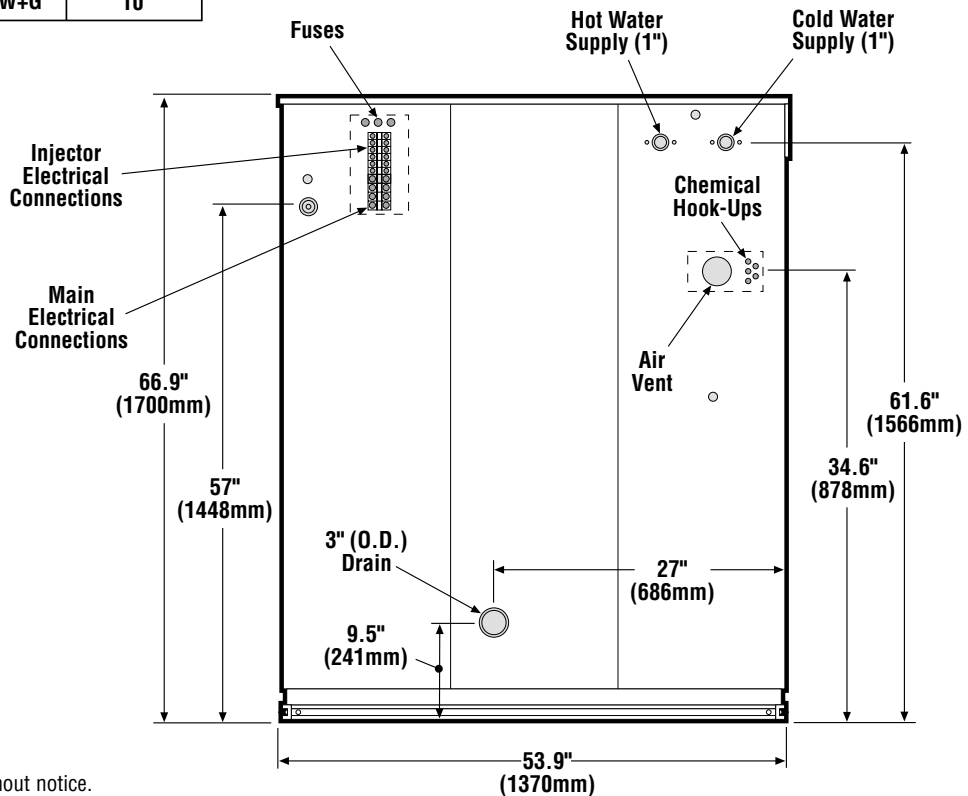


H2090

**HIGH-PERFORMANCE
WASHER-EXTRACTOR**



Electrical Data		
Voltage	Wire Config.	Amp Protection
208-240/60/3	3W+G	15
440-480/60/3	3W+G	10



*Specifications subject to change without notice.

H2090 Product Technical Specifications

Capacity	90 lbs.	(40 kg.)
Cylinder Diameter	35.5 in.	(902 mm.)
Cylinder Depth	24.75 in.	(628 mm.)
Cylinder Volume	14.1 cu. ft.	(400 dm ³)
Crated Weight	3,362 lbs.	(1525 kg.)
Net Weight	3,023 lbs.	(1371 kg.)
Height	66.9 in.	(1700 mm.)
Overall Depth	55.4 in.	(1407 mm.)
Width	53.9 in.	(1370 mm.)
Floor to Door (h)	29.9 in.	(760 mm.)
Washing Speed	40 rpm	
Spin Speeds	68/431/575/725/870 rpm	
G Force	382	
Drain	3 in.	(76 mm.)
Water	1 in.	(25.4 mm.)
Steam	.75 in.	(19 mm.)
Motor Horsepower	4.8 HP	
Electric Heating (optional)	25.4 Kw	
Shipping Dimensions (W x D x H)	59.8 x 58.7 x 77.2 in.	(1520 x 1490 x 1960 mm.)

Chemical Hook-Up Information

WIRING CONNECTIONS ALL MODELS	CONTROL PM	CONTROL SM/CM
X5-1	Common	Common
X5-2	Supply 1	Prewash
X5-3	Supply 2	Wash
X5-4	Supply 3	Bleach
X5-5	Supply 4	Softener
X5-6	Supply 5	Not Used

