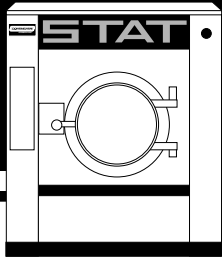




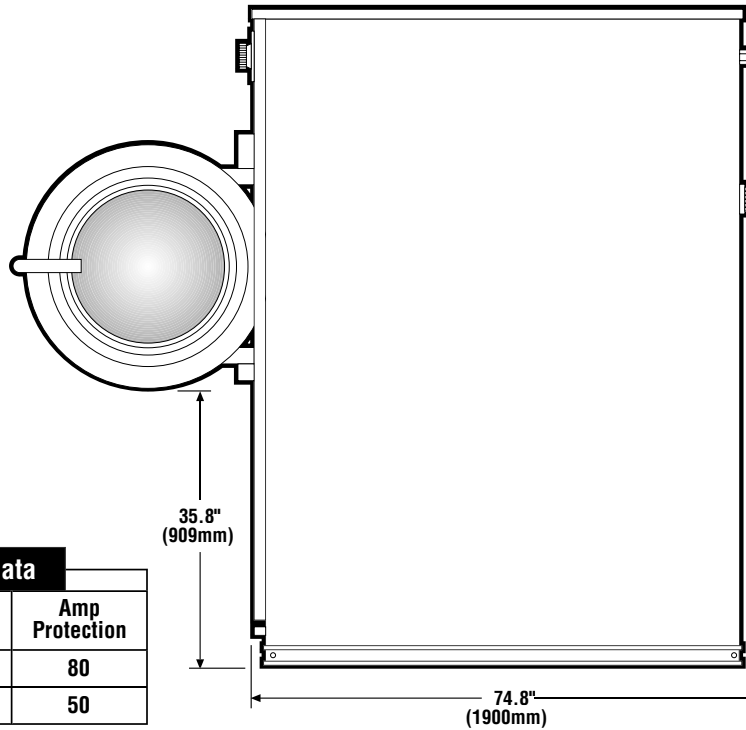
**GIRBAU, INC.**

2500 State Road 44 • Oshkosh, WI 54904  
 (920) 231-8222 • FAX (920) 231-4666  
 www.cont-girbau.com

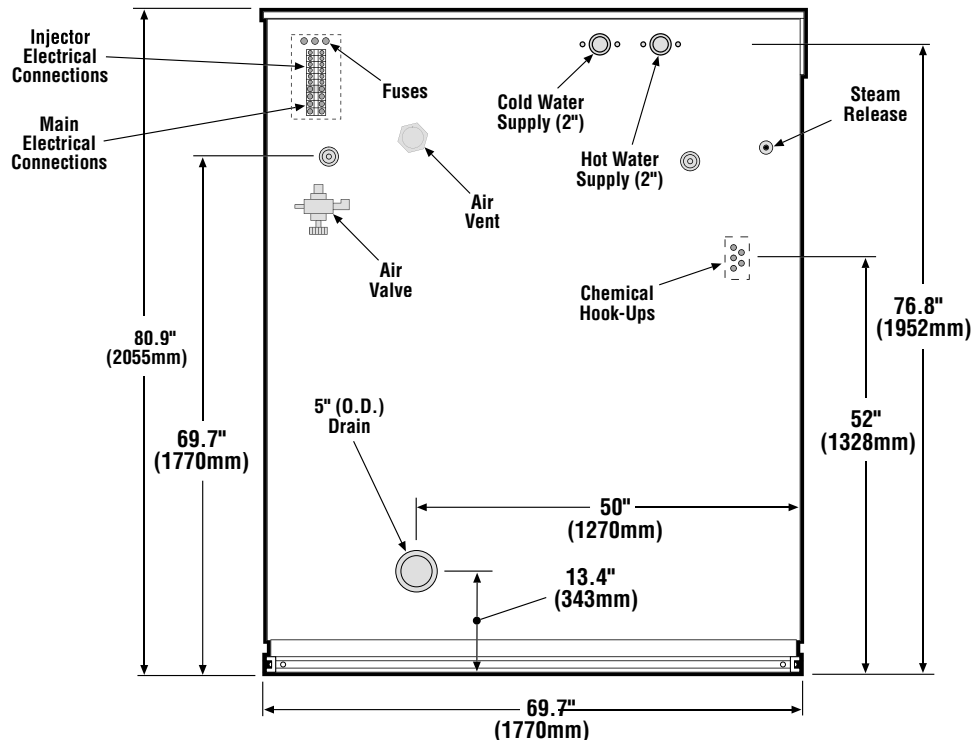


# H1255

**HIGH-PERFORMANCE  
 WASHER-EXTRACTOR**



Electrical Data		
Voltage	Wire Config.	Amp Protection
208-240/60/3	3W+G	80
440/60/3	3W+G	50



\*Specifications subject to change without notice.

## H1255 Product Technical Specifications

Capacity	255 lbs.	(110 kg.)
Cylinder Diameter	51.5 in.	(1310 mm.)
Cylinder Depth	32 in.	(816 mm.)
Cylinder Volume	38.9 cu. ft.	(1100 dm <sup>3</sup> )
Crated Weight	9,579 lbs.	(4713 kg.)
Net Weight	8852 lbs.	(4015 kg.)
Height	80.9 in.	(2055 mm.)
Overall Depth	74.8 in.	(1900 mm.)
Width	69.7 in.	(1770 mm.)
Floor to Door (h)	35.8 in.	(909 mm.)
Washing Speed	31 rpm	
Spin Speeds	370/720 rpm	
G Force	100/380	
Drain	5 in.	(127 mm.)
Water	2 in.	(51 mm.)
Steam	1 in.	(25.4 mm.)
Motor Horsepower	4.5/5.5/8/12.5 HP	
Compressed Air	.25 in.	(6.4 mm.)
Shipping Dimensions (W x D x H)	78.3 x 82.7 x 87.8 in.	(1990 x 2100 x 2230 mm.)

## Chemical Hook-Up Information

WIRING DIAGRAM CONNECTIONS ALL MODELS	CHEMICAL INJECTION (Dosing)
	PM-SM MODEL TERMINAL CONNECTIONS
<b>X5-1 Common</b>	<b>207</b>
<b>X5-2 Prewash</b>	<b>43</b>
<b>X5-3 Wash</b>	<b>44</b>
<b>X5-4 Bleach</b>	<b>45</b>
<b>X5-5 Softener</b>	<b>46</b>
<b>X5-6 Not Used</b>	<b>47</b>

